



City of North Port Parks & Recreation Community Needs Assessment Survey

July 23, 2025, 9:10 AM

Contents

| | | |
|-----|----------------------|---|
| i. | Introduction | 2 |
| ii. | Summary of responses | 3 |

Topic Registration Type: No registration

City of North Port Parks & Recreation Community Needs Assessment Survey

Share Your Voice, Shape Our Future!

Introduction

We Heard You—Now Help Us Shape What's Next!

In our last Community Needs Assessment, you shared your priorities—and we listened.

You asked for better infrastructure and updated facilities—we delivered with the replacement of three playgrounds, sports court resurfacing, a new restroom at Marina Park, and the addition of the Myakkahatchee Creek Greenway Trail.

You emphasized the importance of environmental conservation—we launched the Go Green with Parks initiative, continued our BioBlitz programming and began discussions for a conservation easement at Warm Mineral Springs Park.

You wanted more diverse recreational opportunities—we've added almost a dozen new programs to meet the community needs such as; Kids Day Out, Adult Archery and T-Rec Active just to name a few. A new Parks Master Plan is in the works to explore the latest trends and future activities that meet our community's evolving interests.

Now, we're checking back in to hear from you again. Your input will guide our next steps—whether that's adding new amenities, enhancing programs, or reimagining how our parks serve North Port.

The survey will take approximately 10-15 minutes to complete and your input will help us continue building a parks and recreation system that reflects your needs and ideas. Thank you for being part of the conversation—we're excited to keep growing with you!

City of North Port Parks & Recreation Community Needs Assessment Survey

Share Your Voice, Shape Our Future!

Summary Of Responses

Topic Registration Type: No registration

As of July 23, 2025, 9:10 AM, this forum had:

| | |
|--------------------------|------|
| Attendees: | 438 |
| Responses: | 287 |
| Hours of Public Comment: | 14.4 |

Topic Start

March 13, 2025, 3:58 PM

Topic End

May 9, 2025, 5:00 PM

QUESTION 1

Please rank the below priorities that you feel North Port Parks & Recreation should focus on to better serve the community?

1. Expanding or Upgrading Current Parks/Facilities/Amenities
 2. New Parks/Facilities/Amenities
 3. Preservation of Green Space
 4. Maintenance of Current Infrastructure
 5. Availability of Sports Fields
 6. Safety and Security
 7. Cleanliness
 8. Affordability of Programs and Admissions
 9. New Programs and/or Special Events
 10. Accessibility of Parks and Facilities
 11. Outreach and Education
 12. Volunteer Opportunities
-

QUESTION 2

How would you describe the North Port Parks & Recreation Department in three words?

| | |
|----------|-----|
| Answered | 211 |
| Skipped | 76 |

QUESTION 3

City of North Port Parks & Recreation Community Needs Assessment Survey













Share Your Voice, Shape Our Future!

Over the past 12 months, have you or any member of your household visited a parks & recreation facility owned by the City of North Port?

| | | % | Count |
|-----|--|-------|-------|
| Yes |  | 94.7% | 269 |
| No |  | 5.3% | 15 |

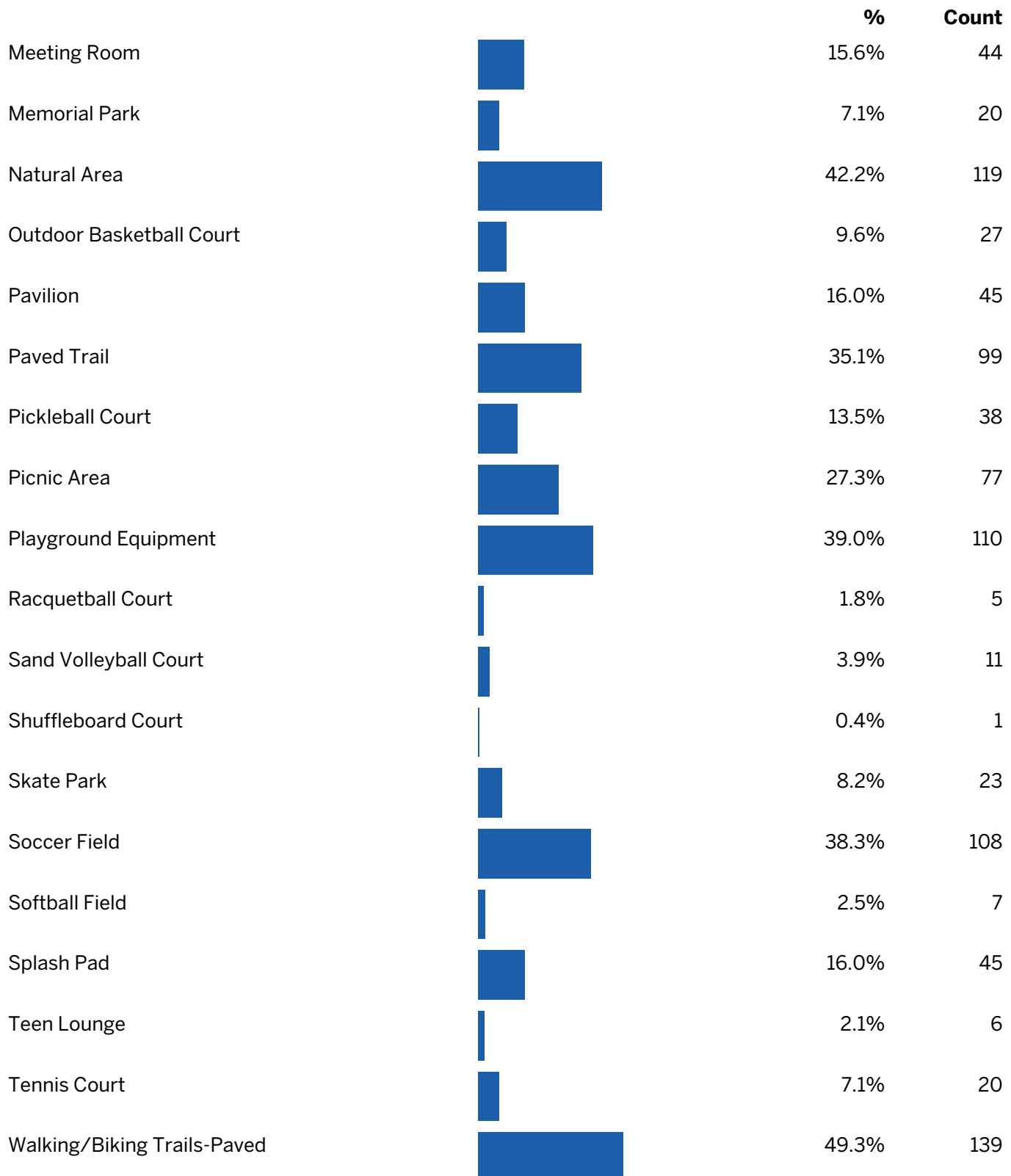
QUESTION 4

From the following list, please check ALL the types of facilities/amenities operated by the City of North Port that you or members of your household have used or visited over the past 12 months.

| | | % | Count |
|-----------------------|---|-------|-------|
| Aquatic Center |  | 52.5% | 148 |
| Baseball Field |  | 11.3% | 32 |
| Batting Cage |  | 4.6% | 13 |
| Canoe/Kayak Launch |  | 17.4% | 49 |
| Disc Golf |  | 5.7% | 16 |
| Dog Park |  | 17.7% | 50 |
| Fishing Area |  | 17.7% | 50 |
| Football Field |  | 8.2% | 23 |
| Greenspace |  | 39.4% | 111 |
| Indoor Fitness Center |  | 15.2% | 43 |
| Indoor Gym |  | 18.1% | 51 |
| Interpretive Garden |  | 13.5% | 38 |

City of North Port Parks & Recreation Community Needs Assessment Survey

Share Your Voice, Shape Our Future!



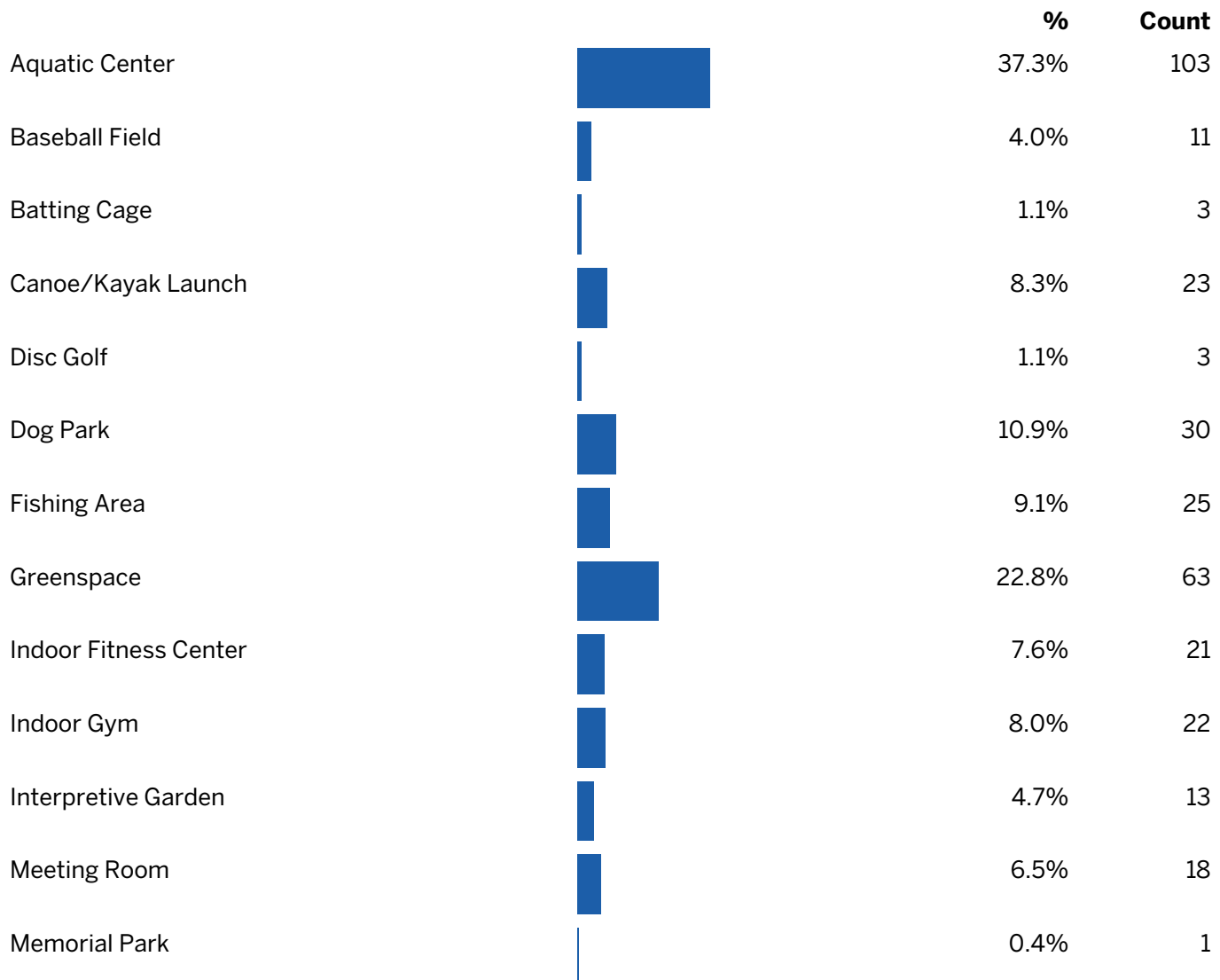
City of North Port Parks & Recreation Community Needs Assessment Survey

Share Your Voice, Shape Our Future!





















QUESTION 5

Which FIVE of these facilities/amenities did you visit the most often?



City of North Port Parks & Recreation Community Needs Assessment Survey

Share Your Voice, Shape Our Future!

| | | % | Count |
|---------------------------------|---|-------|-------|
| Natural Area |  | 26.1% | 72 |
| Outdoor Basketball Court |  | 2.5% | 7 |
| Pavilion |  | 4.7% | 13 |
| Paved Trail |  | 13.0% | 36 |
| Pickleball Court |  | 7.6% | 21 |
| Picnic Area |  | 11.2% | 31 |
| Playground Equipment |  | 24.6% | 68 |
| Racquetball Court |  | 0.4% | 1 |
| Sand Volleyball Court |  | 0.7% | 2 |
| Shuffleboard Court |  | 0.4% | 1 |
| Soccer Field |  | 34.4% | 95 |
| Softball Field |  | 1.4% | 4 |
| Splash Pad |  | 6.5% | 18 |
| Teen Lounge |  | 1.4% | 4 |
| Tennis Court |  | 3.3% | 9 |
| Walking/Biking Trails-Paved |  | 40.6% | 112 |
| Walking/Biking Trails-Primitive |  | 26.4% | 73 |
| Warm Mineral Springs Park |  | 6.9% | 19 |

City of North Port Parks & Recreation Community Needs Assessment Survey

Share Your Voice, Shape Our Future!

QUESTION 6

Of the facilities/amenities you have visited, how would you rate the overall physical condition?



QUESTION 7

If rated fair or poor, please provide details:

| | |
|----------|-----|
| Answered | 54 |
| Skipped | 233 |

QUESTION 8

Please indicate how often you and members of your household have used each of the following special facilities owned by the City of North Port during the past 12 months.

Morgan Family Community Center



George Mullen Activity Center

City of North Port Parks & Recreation Community Needs Assessment Survey

Share Your Voice, Shape Our Future!



Skate Park



The Canine Club



Warm Mineral Springs Park

City of North Port Parks & Recreation Community Needs Assessment Survey

Share Your Voice, Shape Our Future!



North Port Aquatic Center



Myakkahatchee Creek Greenway Disc Golf course



Myakkahatchee Creek Greenway Trail

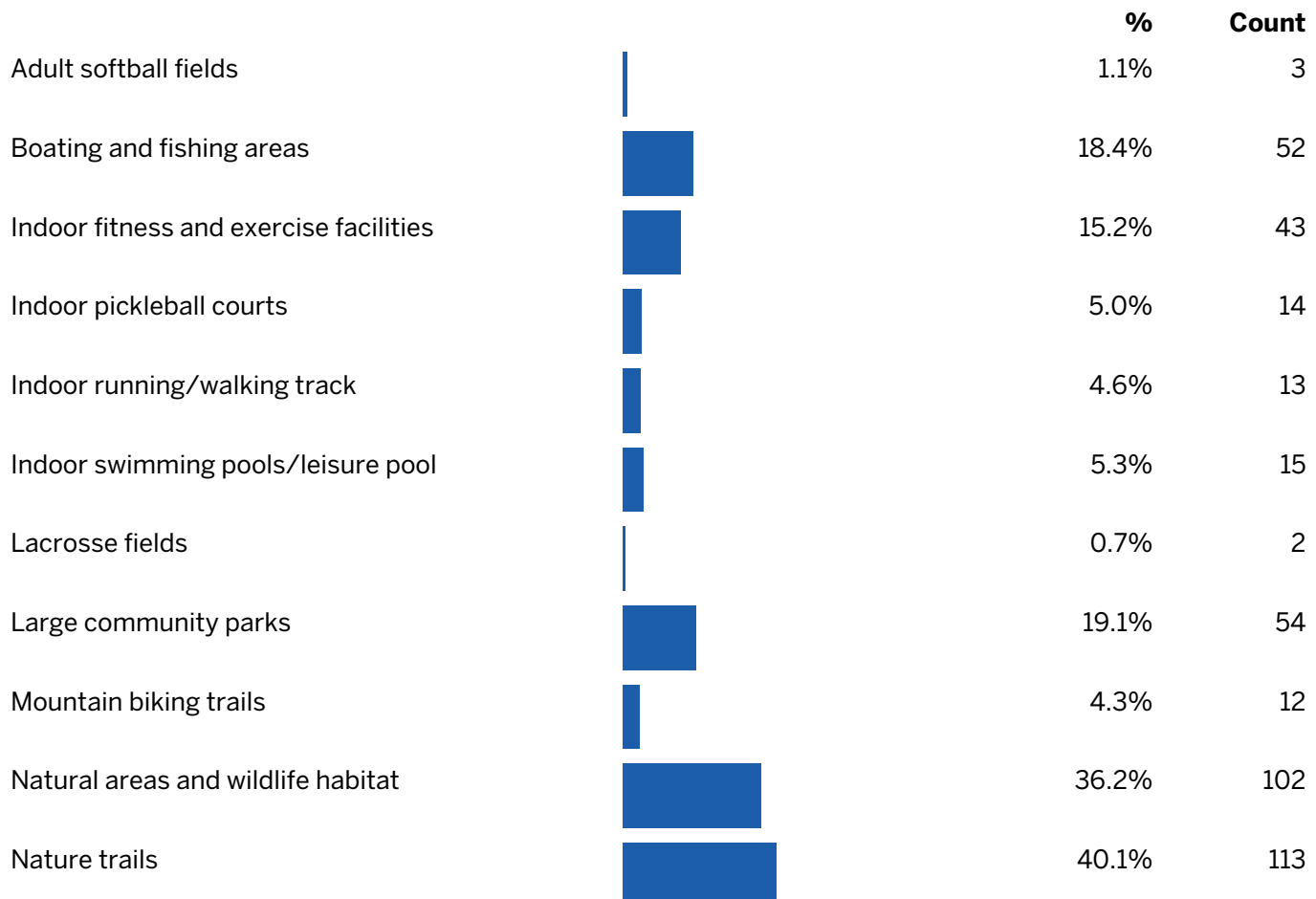
City of North Port Parks & Recreation Community Needs Assessment Survey

Share Your Voice, Shape Our Future!



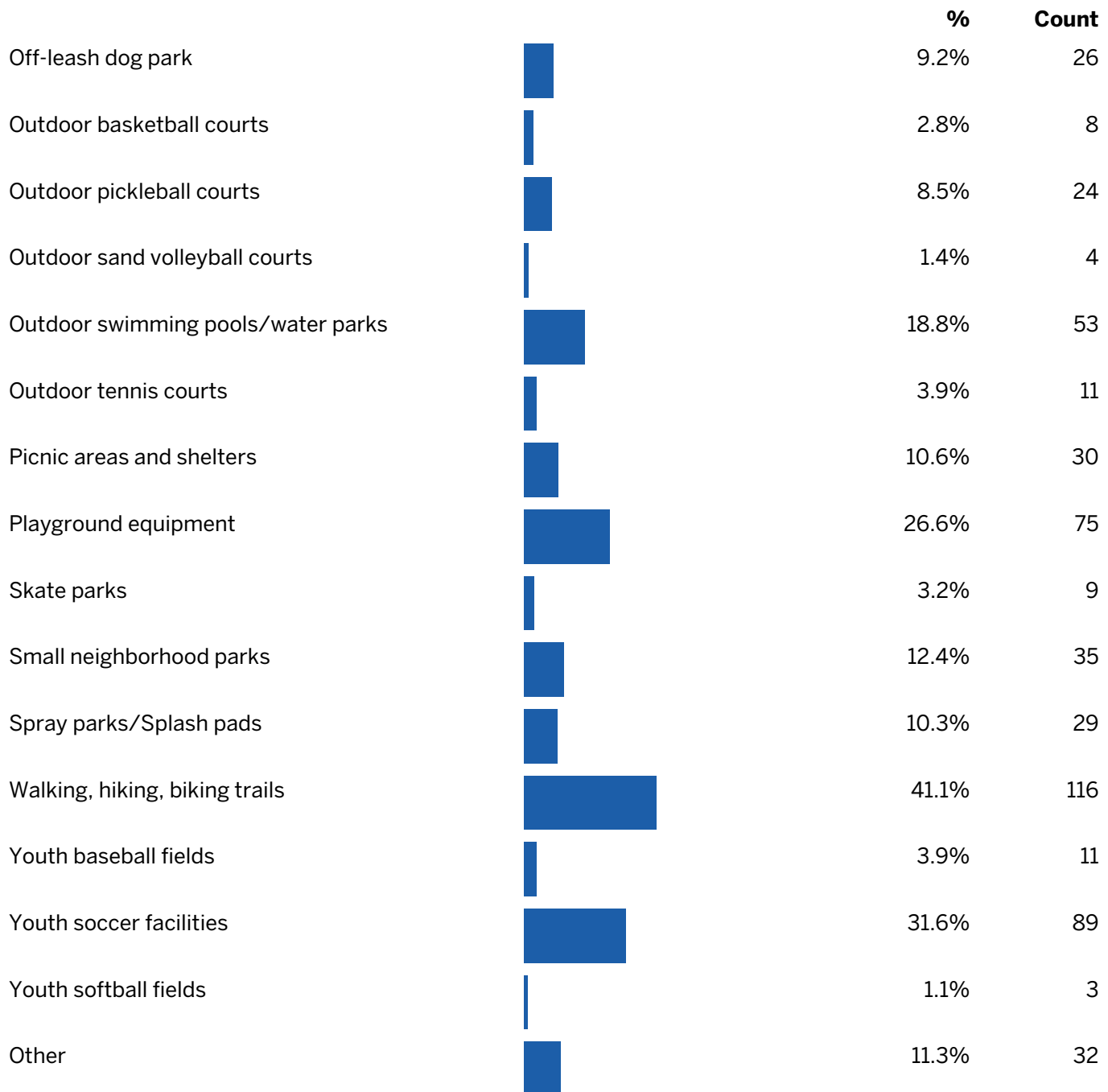
QUESTION 9

Select the **FOUR** most important facilities for your household.



City of North Port Parks & Recreation Community Needs Assessment Survey

Share Your Voice, Shape Our Future!



QUESTION 10

Below please find a list of common parks and recreation facilities and amenities. Please specify whether you or any member of your household feels there is a need for more, believes there are already enough, or thinks there

City of North Port Parks & Recreation Community Needs Assessment Survey

Share Your Voice, Shape Our Future!

are too many of the listed parks and recreation facilities listed below.

Adult softball fields



Boating and fishing areas



Indoor basketball/volleyball courts



Indoor fitness and exercise facilities



Indoor pickleball courts

City of North Port Parks & Recreation Community Needs Assessment Survey

Share Your Voice, Shape Our Future!



Indoor running/walking track



Indoor swimming pools/leisure pools



Lacrosse fields



Large community parks



City of North Port Parks & Recreation Community Needs Assessment Survey

Share Your Voice, Shape Our Future!



Natural areas and wildlife habitat



Nature trails



Off-leash dog park



Outdoor basketball courts



City of North Port Parks & Recreation Community Needs Assessment Survey

Share Your Voice, Shape Our Future!

| | | % | Count |
|----------|---|------|-------|
| Too Many |  | 3.6% | 10 |

Outdoor pickleball courts

| | | % | Count |
|----------------|---|-------|-------|
| Need More |  | 17.5% | 48 |
| Already Enough |  | 32.8% | 90 |
| Too Many |  | 5.5% | 15 |

Outdoor sand volleyball courts

| | | % | Count |
|----------------|---|-------|-------|
| Need More |  | 9.9% | 27 |
| Already Enough |  | 40.9% | 112 |
| Too Many |  | 1.8% | 5 |

Outdoor swimming pools/water parks

| | | % | Count |
|----------------|---|-------|-------|
| Need More |  | 23.7% | 65 |
| Already Enough |  | 33.2% | 91 |
| Too Many |  | 3.3% | 9 |

Outdoor tennis courts

| | | % | Count |
|----------------|---|-------|-------|
| Need More |  | 8.4% | 23 |
| Already Enough |  | 39.4% | 108 |
| Too Many |  | 5.5% | 15 |

City of North Port Parks & Recreation Community Needs Assessment Survey

Share Your Voice, Shape Our Future!

Picnic areas and shelters



Playground equipment



Skate Parks



Small neighborhood parks



Spray parks/Splash pads

City of North Port Parks & Recreation Community Needs Assessment Survey

Share Your Voice, Shape Our Future!



Walking, hiking, biking trails



Youth baseball fields



Youth soccer fields



Youth softball fields



City of North Port Parks & Recreation Community Needs Assessment Survey

Share Your Voice, Shape Our Future!



QUESTION 11

Please provide any comments related to the previous question.

| | |
|----------|-----|
| Answered | 111 |
| Skipped | 176 |

QUESTION 12

Are there any barriers preventing your household from using North Port Parks & Recreation facilities and services more often?



QUESTION 13

If answered yes to the previous question, please provide details.

| | |
|----------|-----|
| Answered | 85 |
| Skipped | 202 |

QUESTION 14

Following are actions that the City of North Port could take to improve Parks and Recreation facilities. Please indicate whether you would be very supportive, somewhat supportive, or not supportive of each action listed below.

City of North Port Parks & Recreation Community Needs Assessment Survey

Share Your Voice, Shape Our Future!

Develop new community parks to serve residents in areas that are not in close proximity to existing parks (10 minute drive/3 miles)



Develop new indoor recreation center (i.e. gym, walking/jogging track, cardiovascular equipment area, meeting space, etc.)



Develop new neighborhood parks to service residents in areas that are not in close proximity to existing parks (10 minute walk/half mile)



Develop new off-leash dog parks




Develop new outdoor aquatic facilities (i.e. splash pad, interactive water play, lap lanes, etc.)

City of North Port Parks & Recreation Community Needs Assessment Survey

Share Your Voice, Shape Our Future!



Develop new pickleball/tennis courts



Develop new walking/biking trails



Develop new water based outdoor recreation areas (fishing, kayaking, etc.)



Develop new youth and adult athletic fields



City of North Port Parks & Recreation Community Needs Assessment Survey

Share Your Voice, Shape Our Future!



Expand and connect existing walking and biking trails



Upgrade existing neighborhood and community parks



Expand or upgrade existing swimming facilities



Expand or upgrade existing youth/adult athletic fields



City of North Port Parks & Recreation Community Needs Assessment Survey

Share Your Voice, Shape Our Future!

| | | % | Count |
|----------------|---|-------|-------|
| Not Supportive |  | 14.6% | 40 |

Expand or upgrade existing indoor community/activity centers

| | | % | Count |
|---------------------|---|-------|-------|
| Very Supportive |  | 32.1% | 88 |
| Somewhat Supportive |  | 32.8% | 90 |
| Not Supportive |  | 12.4% | 34 |

QUESTION 15

Other comments related to actions that the City of North Port could take to improve Park and Recreation facilities.

| | |
|----------|-----|
| Answered | 57 |
| Skipped | 230 |

QUESTION 16

Where would you like to see new parks & recreation facilities and/or amenities?

There are 435 place types - too many to print on a map in this report. Please visit https://communityfeedback.opengov.com/portals/portal783/Issue_14333/survey_responses#q97327 to see all 435 place types on a map.

QUESTION 17

Have you or other members of your household participated in any recreation programs or instructional classes offered by North Port Parks and Recreation over the past 12 months?

| | | % | Count |
|-----|---|-------|-------|
| Yes |  | 53.0% | 149 |

City of North Port Parks & Recreation Community Needs Assessment Survey

Share Your Voice, Shape Our Future!

| | | % | Count |
|----|---|-------|-------|
| No |  | 47.0% | 132 |


QUESTION 18

Approximately how many different recreation programs offered by North Park Parks and Recreation have you or members of your household participated in over the past 12 months?

| | | % | Count |
|---------------|---|-------|-------|
| 1 Program |  | 47.0% | 109 |
| 2-3 Programs |  | 41.8% | 97 |
| 4-6 Programs |  | 8.6% | 20 |
| 7-10 Programs |  | 2.2% | 5 |
| 11+ Programs |  | 0.4% | 1 |

QUESTION 19

Select the THREE main reasons your household participates in North Port Parks & Recreation programs.

| | | % | Count |
|---------------------------|---|-------|-------|
| Affordable |  | 56.3% | 121 |
| Convenient times offered |  | 36.3% | 78 |
| Dates offered |  | 14.4% | 31 |
| Facilities are accessible |  | 25.1% | 54 |
| Friends participate |  | 14.9% | 32 |
| Location of facility |  | 35.3% | 76 |

City of North Port Parks & Recreation Community Needs Assessment Survey

Share Your Voice, Shape Our Future!



QUESTION 20

How would you rate the overall quality of programs that you and members of your household have participated in?



QUESTION 21

If rated fair or poor to the previous question, please provide details.
















| | |
|----------|-----|
| Answered | 13 |
| Skipped | 274 |

QUESTION 22

From the following list, please check ALL the organizations that you and members of your household have used for indoor and outdoor recreation activities during the last 12 months.

City of North Port Parks & Recreation Community Needs Assessment Survey

Share Your Voice, Shape Our Future!

| | | % | Count |
|--|---|-------|-------|
| Schools |  | 32.6% | 87 |
| Libraries |  | 52.8% | 141 |
| Boys & Girls Club |  | 4.5% | 12 |
| Youth Sports Associations |  | 22.1% | 59 |
| YMCA |  | 13.9% | 37 |
| Churches |  | 28.5% | 76 |
| Charlotte County Community Services |  | 12.4% | 33 |
| North Port Parks and Recreation |  | 73.8% | 197 |
| Private clubs/studios (tennis, fitness, dance) |  | 16.1% | 43 |
| State of Florida Parks |  | 47.2% | 126 |
| Sarasota County Parks, Recreation, and Natural Resources |  | 47.6% | 127 |
| Homeowners associations/apartment complex |  | 9.4% | 25 |
| Travel sports teams |  | 19.5% | 52 |
| None |  | 1.5% | 4 |
| Other |  | 3.4% | 9 |

QUESTION 23

Please check ALL the reasons that you or members of your household use North Port Parks and Recreation facilities and service. (Check ALL that apply.)


City of North Port Parks & Recreation Community Needs Assessment Survey

Share Your Voice, Shape Our Future!



City of North Port Parks & Recreation Community Needs Assessment Survey

Share Your Voice, Shape Our Future!

| | | % | Count |
|------------|---|------|-------|
| Do not use |  | 1.2% | 3 |
| Other |  | 2.3% | 6 |

QUESTION 24

Below please find a list of common parks and recreation programs. Please specify whether you or any member of your household feels there is a Need for More, believes there are Already Enough, or thinks there are Too Many of the listed parks and recreation programs listed below.

Adult drama/performing arts programs

| | | % | Count |
|----------------|---|-------|-------|
| Need More |  | 30.2% | 74 |
| Already Enough |  | 29.8% | 73 |
| Too Many |  | 6.5% | 16 |

Adult fitness and wellness programs

| | | % | Count |
|----------------|---|-------|-------|
| Need More |  | 44.5% | 109 |
| Already Enough |  | 30.6% | 75 |
| Too Many |  | 2.0% | 5 |

Adult leagues

| | | % | Count |
|----------------|---|-------|-------|
| Need More |  | 30.2% | 74 |
| Already Enough |  | 33.5% | 82 |
| Too Many |  | 3.3% | 8 |

City of North Port Parks & Recreation Community Needs Assessment Survey

Share Your Voice, Shape Our Future!

Adult learn to swim programs



Adult arts and craft programs



Archery



Before and after school programs



Dog training

City of North Port Parks & Recreation Community Needs Assessment Survey

Share Your Voice, Shape Our Future!



Instructional Fishing programs



Martial arts programs



Music lessons




Nature programs



City of North Port Parks & Recreation Community Needs Assessment Survey

Share Your Voice, Shape Our Future!



Parent/tot programs



Racket sports lessons and leagues



Senior adult programs



Special events



City of North Port Parks & Recreation Community Needs Assessment Survey

Share Your Voice, Shape Our Future!

| | | % | Count |
|----------|---|------|-------|
| Too Many |  | 2.9% | 7 |


Special needs programming

| | | % | Count |
|----------------|---|-------|-------|
| Need More |  | 21.2% | 52 |
| Already Enough |  | 34.3% | 84 |
| Too Many |  | 3.3% | 8 |

Water fitness programs

| | | % | Count |
|----------------|---|-------|-------|
| Need More |  | 24.1% | 59 |
| Already Enough |  | 34.3% | 84 |
| Too Many |  | 4.1% | 10 |

Youth arts and craft programs

| | | % | Count |
|----------------|---|-------|-------|
| Need More |  | 29.4% | 72 |
| Already Enough |  | 29.4% | 72 |
| Too Many |  | 2.9% | 7 |

Youth drama/performing arts programs

| | | % | Count |
|----------------|---|-------|-------|
| Need More |  | 25.3% | 62 |
| Already Enough |  | 31.0% | 76 |
| Too Many |  | 3.3% | 8 |

City of North Port Parks & Recreation Community Needs Assessment Survey

Share Your Voice, Shape Our Future!

Youth fitness and wellness programs

| | | % | Count |
|----------------|---|-------|-------|
| Need More |  | 36.3% | 89 |
| Already Enough |  | 26.9% | 66 |
| Too Many |  | 2.9% | 7 |

Youth gymnastics and cheerleading

| | | % | Count |
|----------------|---|-------|-------|
| Need More |  | 23.7% | 58 |
| Already Enough |  | 33.9% | 83 |
| Too Many |  | 3.7% | 9 |

Youth learn to swim programs

| | | % | Count |
|----------------|---|-------|-------|
| Need More |  | 29.8% | 73 |
| Already Enough |  | 29.4% | 72 |
| Too Many |  | 2.4% | 6 |

Youth sports programs

| | | % | Count |
|----------------|---|-------|-------|
| Need More |  | 41.2% | 101 |
| Already Enough |  | 26.1% | 64 |
| Too Many |  | 2.9% | 7 |

QUESTION 25

City of North Port Parks & Recreation Community Needs Assessment Survey

Share Your Voice, Shape Our Future!

Please provide any comments related to the previous question

| | |
|----------|-----|
| Answered | 34 |
| Skipped | 253 |

QUESTION 26

Are you or your family currently utilizing any of the following school age programs for out of school time childcare services? If so, are your needs being met?

Before-school program

| | | % | Count |
|---------------------------|---|-------|-------|
| Needs are being met |  | 11.0% | 22 |
| Unmet Needs |  | 8.5% | 17 |
| Not Applicable/Do Not Use |  | 77.5% | 155 |

After-school program

| | | % | Count |
|---------------------------|---|-------|-------|
| Needs are being met |  | 15.0% | 30 |
| Unmet Needs |  | 9.5% | 19 |
| Not Applicable/Do Not Use |  | 72.0% | 144 |

Summer Day Camp

| | | % | Count |
|---------------------------|---|-------|-------|
| Needs are being met |  | 15.0% | 30 |
| Unmet Needs |  | 12.5% | 25 |
| Not Applicable/Do Not Use |  | 69.0% | 138 |

Summer School

City of North Port Parks & Recreation Community Needs Assessment Survey

Share Your Voice, Shape Our Future!



Summer Specialty Camps (i.e. martial arts, theater, gymnastics, etc)



Overnight/Sleepaway camps



Winter break camp



Spring break camp



City of North Port Parks & Recreation Community Needs Assessment Survey

Share Your Voice, Shape Our Future!

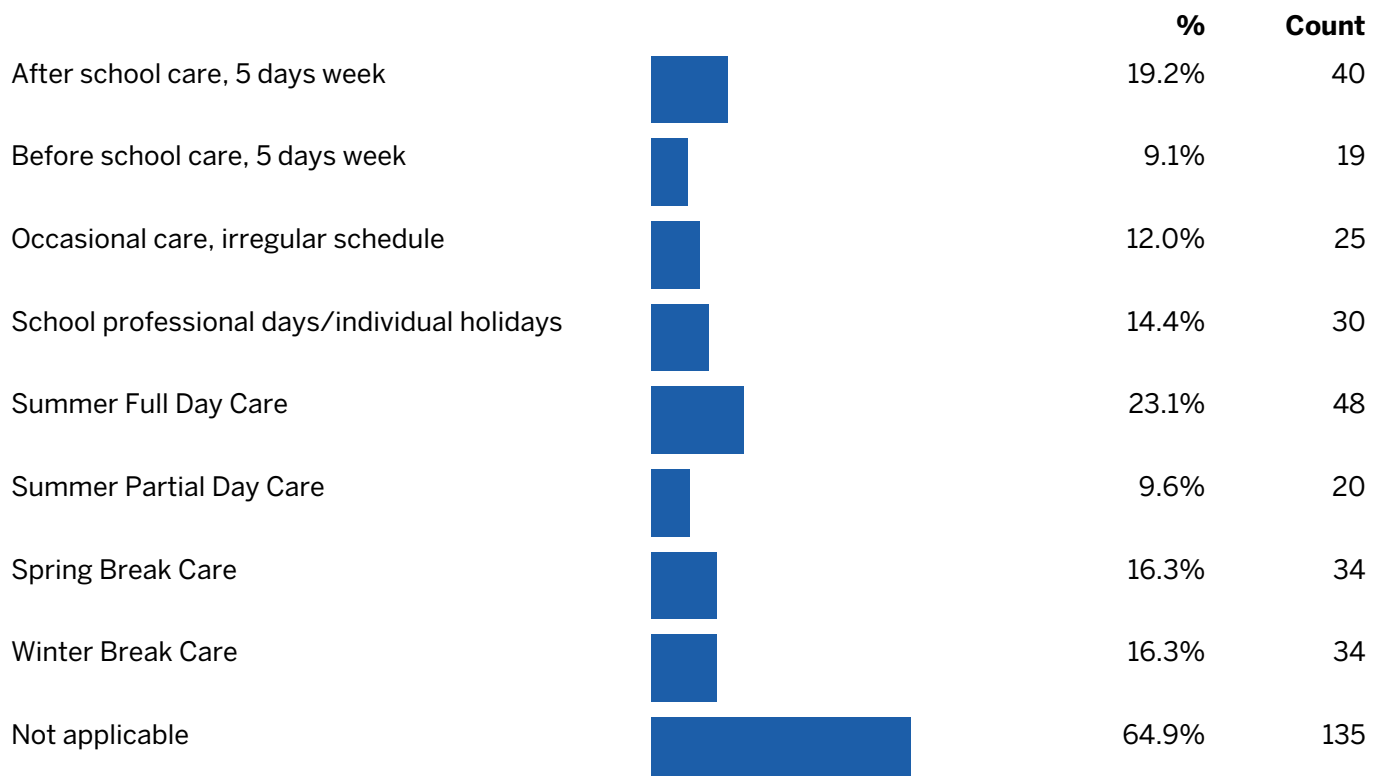


School professional days/individual holidays



QUESTION 27

What describes your childcare needs for your children from Kindergarten through 8th grade? Select ALL that apply.



| | | % | Count |
|-------|-------------|------|-------|
| Other | <div></div> | 2.9% | 6 |

QUESTION 28

How important is each of the following aspects of a childcare program for you?

Located near my home

| | | % | Count |
|--------------------|-------------|-------|-------|
| Not Important | <div></div> | 21.3% | 29 |
| Somewhat Important | <div></div> | 31.6% | 43 |
| Very Important | <div></div> | 43.4% | 59 |

Located near my work

| | | % | Count |
|--------------------|-------------|-------|-------|
| Not Important | <div></div> | 37.5% | 51 |
| Somewhat Important | <div></div> | 30.9% | 42 |
| Very Important | <div></div> | 19.9% | 27 |

Located near my child’s school

| | | % | Count |
|--------------------|-------------|-------|-------|
| Not Important | <div></div> | 33.8% | 46 |
| Somewhat Important | <div></div> | 25.7% | 35 |
| Very Important | <div></div> | 30.1% | 41 |

Cost

City of North Port Parks & Recreation Community Needs Assessment Survey

Share Your Voice, Shape Our Future!



Hours the program is open



Activities offered



Quality of indoor space



Quality of outdoor space



City of North Port Parks & Recreation Community Needs Assessment Survey

Share Your Voice, Shape Our Future!



Staff



Reputation of the program



Serves children with special needs



Program is licensed or accredited



City of North Port Parks & Recreation Community Needs Assessment Survey

Share Your Voice, Shape Our Future!

| | | % | Count |
|----------------|---|-------|-------|
| Very Important |  | 46.3% | 63 |

QUESTION 29

Please provide any additional comments related to the previous question.

| | |
|----------|-----|
| Answered | 31 |
| Skipped | 256 |

QUESTION 30

Over the past 12 months have you or any member of your household attended any special events/festivals offered or sponsored by the City of North Port?

| | | % | Count |
|-----|---|-------|-------|
| Yes |  | 65.2% | 165 |
| No |  | 34.8% | 88 |

QUESTION 31

What City signature event has your household attended in the past year. Select ALL that apply.

(Signature events are defined as attracting more than 1,000 attendees)

| | | % | Count |
|-----------------------------|---|-------|-------|
| Flashlight Egg Hunt |  | 15.9% | 27 |
| Eggnormous Egg Hunt |  | 17.1% | 29 |
| Freedom Fest |  | 39.4% | 67 |
| Trick or Treat at City Hall |  | 48.8% | 83 |

| | | % | Count |
|--------------------------------|-------------|-------|-------|
| Poinsettia Parade and Festival | <div></div> | 75.3% | 128 |

QUESTION 32

Is there a type of event you'd like North Port Parks & Recreation to consider adding?

| | |
|----------|-----|
| Answered | 60 |
| Skipped | 227 |

QUESTION 33

Overall, how satisfied were you with the Special Event(s) you and members of your household attended during the past 12 months?

| | | % | Count |
|-----------------------|-------------|-------|-------|
| Very satisfied | <div></div> | 44.3% | 97 |
| Somewhat satisfied | <div></div> | 20.1% | 44 |
| Neutral | <div></div> | 14.2% | 31 |
| Somewhat dissatisfied | <div></div> | 3.2% | 7 |
| Very dissatisfied | <div></div> | 2.7% | 6 |
| Don't Know | <div></div> | 15.5% | 34 |

QUESTION 34

For ratings of somewhat dissatisfied or very dissatisfied, please provide details.

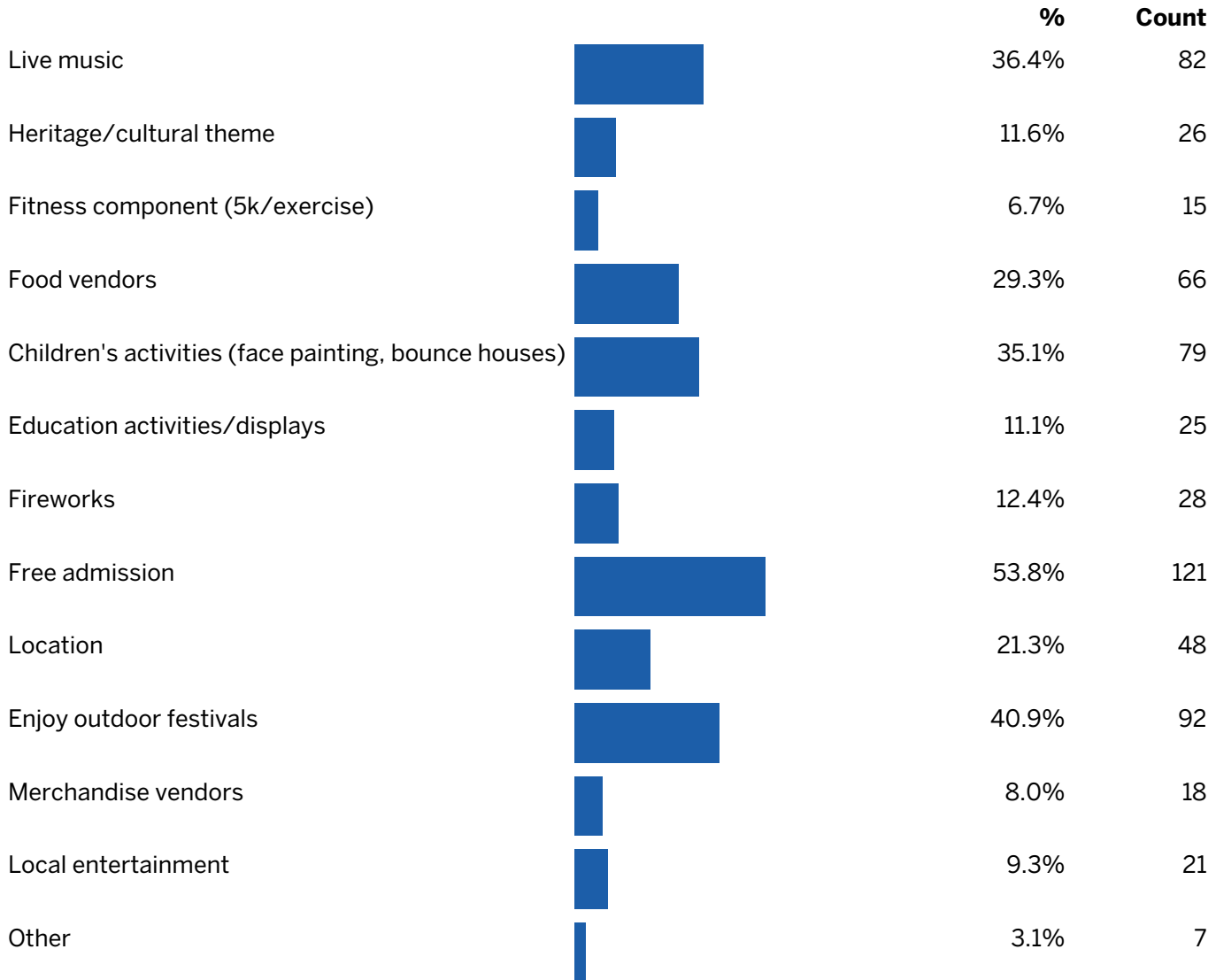
| | |
|----------|-----|
| Answered | 23 |
| Skipped | 264 |

City of North Port Parks & Recreation Community Needs Assessment Survey

Share Your Voice, Shape Our Future!

QUESTION 35

From the following list, please select THREE major reasons you attend a special event.



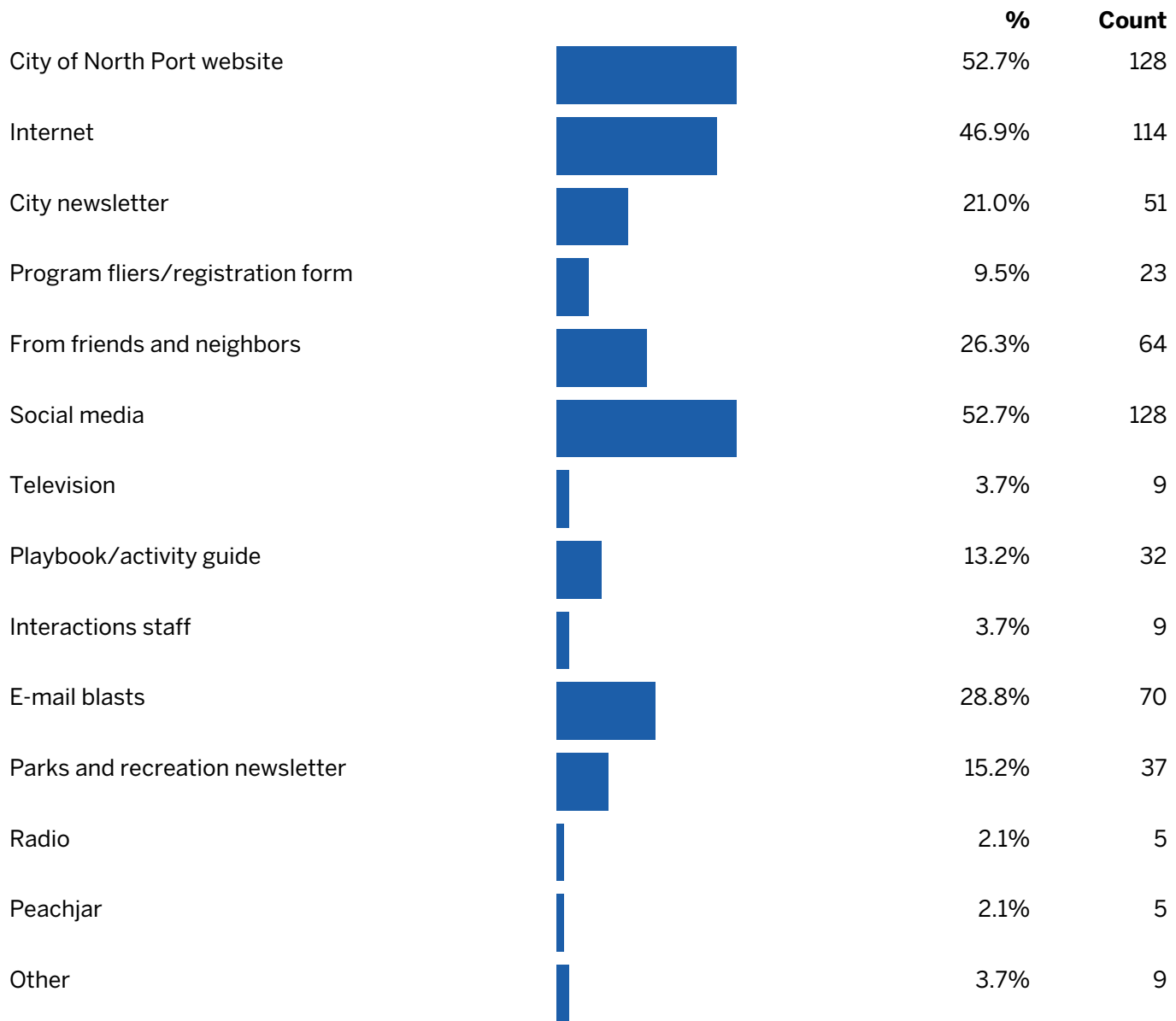
QUESTION 36

How do you learn about the services that are offered by North Port Parks and Recreations? Select ALL that apply.



City of North Port Parks & Recreation Community Needs Assessment Survey

Share Your Voice, Shape Our Future!



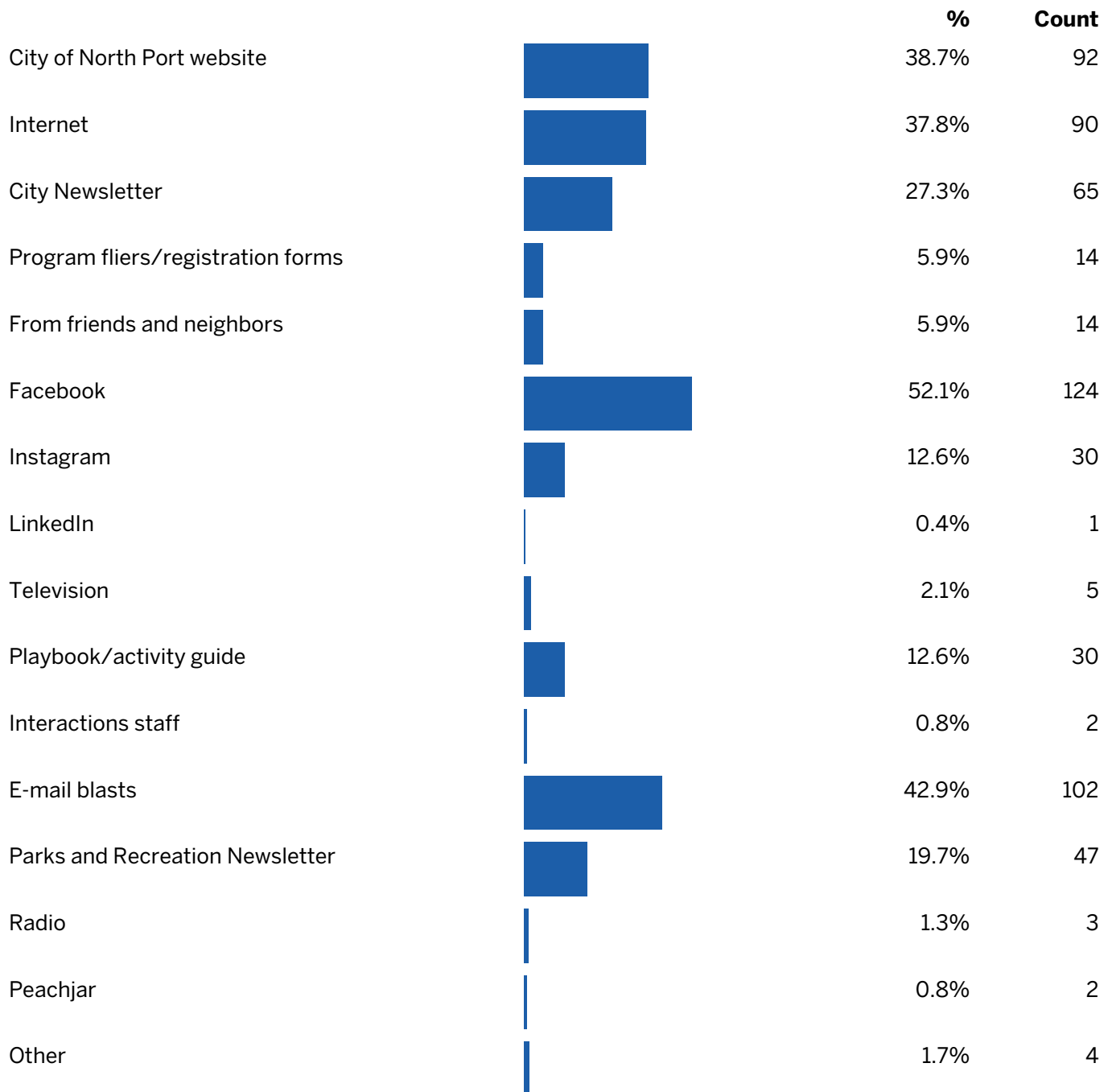
QUESTION 37

What THREE ways would you and members of your household most like to receive information regarding services offered by North Port Parks and Recreation in the future?



City of North Port Parks & Recreation Community Needs Assessment Survey

Share Your Voice, Shape Our Future!




QUESTION 38

Counting yourself, how many people in your household are the following ages?

City of North Port Parks & Recreation Community Needs Assessment Survey

Share Your Voice, Shape Our Future!


Under 5

| | | % | Count |
|---|---|-------|-------|
| 1 |  | 10.2% | 28 |
| 2 |  | 2.2% | 6 |
| 3 |  | 0.7% | 2 |

Ages 5-9

| | | % | Count |
|---|---|-------|-------|
| 1 |  | 20.0% | 55 |
| 2 |  | 4.4% | 12 |
| 3 |  | 0.7% | 2 |

Ages 10-14

| | | % | Count |
|---|---|-------|-------|
| 1 |  | 23.6% | 65 |
| 2 |  | 7.6% | 21 |
| 3 |  | 0.7% | 2 |

Ages 15-19

| | | % | Count |
|---|---|-------|-------|
| 1 |  | 15.3% | 42 |
| 2 |  | 4.4% | 12 |
| 3 |  | 0.4% | 1 |

Ages 20-24



Ages 25-34



Ages 35-44




Ages 45-54



Ages 55-64



Ages 65-74



Ages 75+



QUESTION 39

What is the age of the individual completing the survey?

| | |
|---------|-----------|
| Average | 53.17 |
| Total | 14,357.00 |
| Count | 270 |
| Skipped | 17 |

QUESTION 40

What is the gender of the individual filling out the survey?



City of North Port Parks & Recreation Community Needs Assessment Survey

Share Your Voice, Shape Our Future!

QUESTION 41

What is the zip code of the individual filling out the survey?

| | |
|----------|-----|
| Answered | 272 |
| Skipped | 15 |

QUESTION 42

Are you or members of our household of Hispanic or Latino ancestry?

| | | % | Count |
|-----|--|-------|-------|
| Yes |  | 15.0% | 40 |
| No |  | 85.0% | 227 |

QUESTION 43

Which of the following best describes your race/ethnicity? (Please check ALL that apply)


| | | % | Count |
|----------------------------------|--|-------|-------|
| Black/African American |  | 2.7% | 7 |
| White/Caucasian |  | 90.1% | 237 |
| Asian/Pacific Islander |  | 2.7% | 7 |
| American Indian or Alaska Native |  | 0.4% | 1 |
| Other |  | 5.7% | 15 |

QUESTION 44

Please rate your satisfaction with the overall value your household receives from North Port Parks and Recreation.

City of North Port Parks & Recreation Community Needs Assessment Survey

Share Your Voice, Shape Our Future!

| | | % | Count |
|-----------------------|---|-------|-------|
| Very Satisfied |  | 32.7% | 89 |
| Somewhat Satisfied | | 38.6% | 105 |
| Neutral | | 18.4% | 50 |
| Somewhat Dissatisfied | | 4.4% | 12 |
| Dissatisfied | | 3.7% | 10 |
| Don't Know | | 2.2% | 6 |

QUESTION 45

For ratings of somewhat dissatisfied or very dissatisfied, please provide details.


| | |
|----------|-----|
| Answered | 25 |
| Skipped | 262 |

QUESTION 46

You have 100 dots to allocate!







Use your dots to help identify priorities for future parks, amenities, programs and events.

You can also add your own idea in the "Other" box.

| | | % | Count |
|---|---|-------|-------|
| Parks/Playgrounds |  | 11.2% | 2868 |
| Indoor Facilities (Gymnasium, Fitness Center, Community Center, Teen Drop-in, etc.) | | 6.8% | 1751 |
| Aquatic Facilities (Pools/Splash Pads) | | 6.9% | 1779 |
| Programs and Classes | | 5.0% | 1293 |

City of North Port Parks & Recreation Community Needs Assessment Survey

Share Your Voice, Shape Our Future!

| | | % | Count |
|--|---|-------|-------|
| Special Events |  | 6.4% | 1638 |
| Outdoor Courts (Basketball, Tennis, Pickleball, etc.) |  | 6.1% | 1555 |
| Dog Parks |  | 3.3% | 860 |
| Trails (Paved and Unpaved) |  | 13.7% | 3511 |
| Sport Fields (Football, Baseball, Softball, Multi-purpose, etc.) |  | 18.5% | 4757 |
| Other |  | 7.8% | 1998 |

QUESTION 47

Please share any additional comments that could assist North Port Parks and Recreation in improving parks, trails, open space, or recreational facilities and services.

| | |
|----------|-----|
| Answered | 64 |
| Skipped | 223 |